

Perfect combination for English learning in all levels

Longman Signature Series



About Pearson

Pearson is the world's leading learning company. Our education business combines 150 years of experience in publishing with the latest learning technology and online support.

We provide education and assessment services in more than 70 countries. Our courses and resources are available in print, online and through multi-lingual packages, helping people learn whatever, wherever and however they choose. Products such as MyLabs are changing education practice worldwide.

In Hong Kong and Macau, Pearson is the leader in all education sectors, ranging from pre-school, primary, secondary and higher education through to adult learning and you may be familiar with some of our products – *Longman Elect*, *Longman Dictionary of Contemporary English* among others.

At Pearson, we take learning personally. Every day our work helps learning flourish, and wherever learning flourishes, so do people.

Pearson Hong Kong

18th Floor Cornwall House, Taikoo Place,
979 King's Road, Quarry Bay, Hong Kong
Tel: (852) 3181 0123 Fax: (852) 2516 6860
Email: hkcs@pearson.com

Pearson Macau

Av. Praia Grande, Ed. China Plaza,
762-804, 14 Andar F, Macau
Tel: (853) 2837 1156 Fax: (853) 28371152
Email: macauoffice@pearson.com

Website: www.pearson.com.hk

ISBN: XTPM00609 TR/03/03/16

Fly High With

New pre-school
Longman Elect



ALWAYS LEARNING

PEARSON



New Pre-school Longman Elect

is developed by a team of **professional** consultants. The team applies **Multi-sensory approach** which makes learning **effective** and **fun!**

Enjoyable learning experiences and **comprehensive package** helps our young learners build a solid foundation and excel in English.

Our **professional** team of ELT consultants applies Multi-sensory approach which arouses children's motivation and interest in learning English. — **P. 6-7**



Dr Mei-Lee Ng



Dr Samuel Chu



Dr Elizabeth Barrett



Ms Geraldine Geniusas

Well-planned curriculum with systematic structures and learning activities encourages children to become **effective** learners. — **P.8-9**



Fun elements are newly added to the series to actively engage children in learning. — **P.10-23**

eduMOTION



Magic colouring AR



Comprehensive package for school and home that makes teaching and learning easier.

For Pupils

Talking Pupil's Books



Talking Activity Books



Easy Pen



For Teachers

Teacher's Guides



Big Books



Puppets



Talking Letter Cards



Talking Flash Cards



Sentence Strips



Talking Song & Rhyme Posters



For Parents

Parents' Packs



Parents' Guides



DVDs and CD-ROMs



Recording Stickers



English Assessment Test Papers



Bridging to Primary 1 Booklet



Talking Picture Posters



Interactive IT Resources

eduMOTION



DVDs and CD-ROMs



Companion Website



Magic Colouring AR



Professional Training

Teachers' Workshop



Parents' Workshop





Professional ELT Consultants

New Pre-school Longman Elect is developed by a team of professional consultants. The team applies **Multi-sensory approach** which provide opportunities to our young learners with more than one way of experiencing new concepts. It also makes learning **FUN** and **EFFECTIVE!**



Dr Mei-Lee Ng

- **Assistant Professor & Associate Head**
Department of Early Childhood Education
The Hong Kong Institute of Education
- **School Supervisor**
HSBC Early Childhood Learning Centre



Dr Samuel Chu

- **Associate Professor**
- **Head**
Division of IT Studies
- **Deputy Director**
Centre for IT in Education
Faculty of Education
The University of Hong Kong



Dr Elizabeth Barrett

- **Lecturer**
Faculty of Education
The University of Hong Kong



Ms Geraldine Geniusas

- **Lecturer**
The English Language Teaching Unit
The Chinese University of Hong Kong
- English Language materials **writer** and **editor**

Multi-sensory approach is a learning process that involves two or more senses, these senses include:



Tactile



Visual



Smell



Taste



Kinesthetic



Auditory

By participating in fun and engaging activities, pupils' language skills are comprehensively elevated.



Effective learning with well-planned curriculum



The bridge to the market - leading English course

N

Letters	Words	Letters	Key Words	Extra Words	Phonics
Aa	apple	Aa	apple	ant	/ə/
Bb	boy	Bb	ball, book	ball, book	/b/
Cc	cat	Cc	car	cake, cat	/k/
Dd	dog	Dd	dog	doll, door	/d/
Ee	egg	Ee	egg	elephant	/e/
Ff	fish	Ff	fish	father	/f/
Gg	girl	Gg	girl	goat	/g/
Revision: Hello! / Hi!					
Hh	hat	Hh	hand	hat	/h/
Ii	ice cream	Ii	itchy	ice cream, insect	/i/
Jj	juice	Jj	juice	jam	/j/
Kk	key	Kk	key	kite	/k/
Ll	lion	Ll	lion	leaf	/l/
Mm	milk	Mm	milk	moon, mouse	/m/
Revision: Merry Christmas! / Thank you!					
Nn	net	Nn	nose	noodles	/n/
Oo	orange	Oo	orange	octopus	/o/
Pp	pig	Pp	pig	panda, pizza	/p/
Qq	quilt	Qq	quilt	queen	/k/
Rr	rabbit	Rr	rabbit	rain	/r/
Ss	sun	Ss	sun	sand, sea	/s/
Tt	tiger	Tt	tiger	tail, teeth	/t/
Revision: Sorry! / It's OK.					
Uu	umbrella	Uu	umbrella	uncle	/u/
Vv	van	Vv	van	vase	/v/
Ww	water	Ww	water	window	/w/
Xx	xylophone	Xx	xylophone	x-ray	-
Yy	yo-yo	Yy	yo-yo	yellow	/y/
Zz	zip	Zz	zoo	zebra, zip	/z/
Revision: Let's play! / Great!					

*Recycled words

K2

Themes	Key Words	Extra Words	Sentence Patterns	Phonics
School	a boy*, a girl*, a teacher a book, a crayon, a pencil, a school bag	a chair, a classroom, a table an eraser, a pen, a ruler	Good morning / afternoon. I am ... I have a ...	g: girl, goat b: book, boy
Myself	an ear (ears), an eye (eyes), a mouth, a nose*, a tooth (teeth) climb, dance, jump, run, walk	a face, hair slide, swing	Look at my ... I can ...	m: mouth, milk w: walk, water
Family	brother, daddy, grandfather, grandmother, mummy, sister	aunt, uncle	I love my ...	d: daddy, dog
Task 1: Colours	blue, green, red, yellow	-	It is ...	-
Food	bread, butter, cheese, jam, juice*, milk* cake, fruit, jelly, pizza, salad	peas, sausage, cereal, tea a cookie, corn, ham, a tomato	I like ... Me too. May I have some ...? Sure.	j: jam, juice k: cake, cat
Weather	a coat, a hat, a jacket, a scarf cold, cloudy, hot, rainy, sunny	boots, shoes, socks, trousers ice, the sun*, an umbrella*, windy	Please give me ... Here you are. What is the weather like? It is ...!	h: hat, hand u: umbrella, uncle
Task 2: Numbers	one to ten	-	We have ... dolls.	-
People Who Help Us	a doctor, a nurse, a postman a driver, a fireman, a policeman, a teacher*, a waiter	a letter, a stamp a policewoman	Thank you, ... You are welcome. Who is he / she? He/She is a ...	r: nurse, nose t: teacher, tiger
Community	a park, a restaurant, a school, a shopping centre, a supermarket a clock tower, colourful, dim sum, the light show, tall, yummy	a fire station, a post office, a slide, a swing, a toy shop harbour, a junk, a ship	Where is the ...? It is over there. The ... is ...	p: park, pig y: yummy, yo-yo
Animals	a bird, a cat, a dog*, a fish*, a rabbit* a cow, a duck, a hen, a horse, an insect, a sheep	a cage, an egg, a tail, a tortoise a butterfly, a goat, itchy*	This is my ... That is your ... What is it? It is a ...	e: egg, elephant i: insect, itchy
Going About	a bus, a bicycle, a ferry, a taxi	a car, a minibus, a plane, a train	I go home by ... / on foot.	f: ferry, fish
Task 1: Shapes	circle, square, star, triangle	-	What shape is it? It is a ...	-
Science	an apple*, a banana, a lemon, a mango, an orange*, a pear a cloud, the moon, a star, the sun*, a flower, a tree	grapes, a pineapple, hear, see, smell, taste, touch a butterfly, grass, a leaf, the sky	Is it a / an ...? Yes, it is / No, it isn't. What can you see? I can see ...	o: orange, octopus s: sun, sea
Task 2: Numbers	eleven to twenty	-	There are ... houses.	-

K3

Themes	Key Words	Extra Words	Sentence Patterns	Phonics
Fun with learning	dance*, draw, play, read, sing, write	headphones, a microphone, music	What do you like to do? I like to ...	-
Task 1: Interview Skills	-	-	What is your name? My name is ... How old are you? I am ... years old. Where do you live? I live in ... What food do you like? I like ...	-
Myself	angry, happy, hungry, sad, thirsty	tired	I am ...	a: angry, apple
Family	big, small, fat, thin, tall, short	a dog*, an elephant*, a giraffe, a panda, a mouse, a monkey, a snake	It is ...	-at: fat, hat
Healthy life	a bathroom, a bedroom, a dining room, a kitchen, a living room a camera, a computer, a smartphone, a telephone	a bed, a chair, a fridge, a quilt*, a shower, a sofa, a table, a window a DVD player, a keyboard, a mouse, a television	Where are you? I am in the ... May I use the ..., please? Yes, sure.	q: quilt, queen
Environmental protection	fruit*, meat, noodles, rice, vegetables	soup, fish*, chicken	Would you like some ...? Yes, please. / No, thank you. Come on! Let's move/ touch our ...	v: vegetables, van
Task 2: Time	arm (arms), head, knee (knees), shoulder (shoulders), toe (toes)	fingers, hand*, neck	We have to protect the ...	-ur: sun, run
Money management	animals, plants, a river, a waterfall brown, a can, a newspaper, a paper box, a plastic bottle, a recycling bin	a country park, a frog, a hill, a ladybird, a snail, the sun* a plastic bag, a reusable bag, blue, yellow	The ... should go in the ...	x: box, six
China and the world	one to twelve o'clock	-	What time is it? It is ... o'clock. Here is/are your ... How are you? I am fine, thank you. How much is the ...? It is ... dollars.	r: red, rabbit
Animals	a dress, a red packet, shoes, sweets, trousers	boots, chocolates, a shirt, a skirt, socks, a T-shirt	Where are we going? We are going to ... Can you pass me ..., please? Yes, here you are. How many ... are there? There is/are ...	ch: China, chair
Science	a balloon, a cap, a piggy bank, a storybook, an umbrella*	clothes, a handbag, toys, a watch	Can you see the ...? Yes, I can. / No, I can't. We need water to ...	-
Task 1: Position	China, Beijing, the Great Wall, a museum curry, pasta, sushi, a pair of chopsticks, a fork, an elephant, a giraffe, a panda, a monkey, a zebra	a plane, a rocket a bowl, a knife, a plate, dim sum, pizza, steak a kangaroo, a koala	Where is the ice? It is ... May I go to the ..., please? Yes, of course. / No, you may not. What do you do in summer? I go ... with my family in summer. What day is today? It is ...	-
Preparing for primary school	brush, clean, cook, drink, wash	face, hands, teeth	-	-
Task 2: Days of the week	in, on, under	-	-	-
Task 2: Days of the week	a playground, a classroom, a music room, a toilet, a library a beach, cycling, hiking, swimming, travelling	a computer room, a hall, a uniform, a tuck shop, a key a bike, the sea, a shell	-	-

A successful path to primary school

Primary

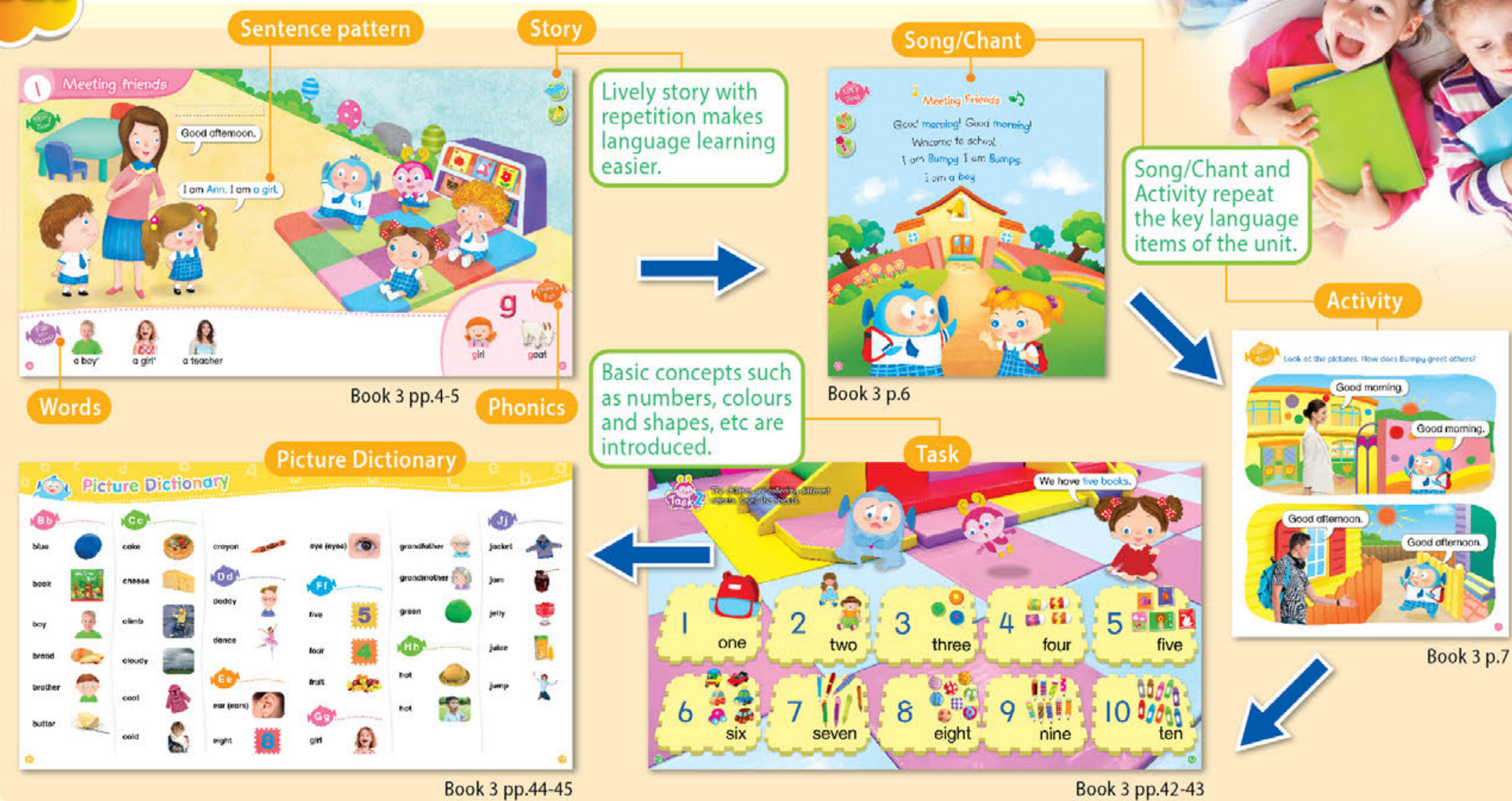


Fun elements for pupils

Talking Pupil's Books Systematic arrangement and progression



K2 & 3



Fun elements for pupils

Talking Pupil's Books

Comprehensive 4 skills activities



Listening

Speaking

Reading

Writing



Book 5 p.19

Use your Easy Pen or scan the QR codes to listen to the contents.



Book 3 p.11



Book 3 p.19



Book 5 p.27



Book 5 p.7



Book 5 p.35



Book 3 p.37



Book 5 p.11

Scan to listen



QR code link 1
http://pslet.ilongman.com/qr/SB3_U9_P9.mp3

QR code link 2

http://pslet.ilongman.com/qr/SB5_U4_P19.mp3





Fun elements for pupils

Talking Pupil's Books Attractive illustrations and fun surprises



Visual

Smell

Book 1 pp.28-29

Book 2 pp.6-7



Auditory

Tactile

Book 1 pp.20-21

Book 2 pp.10-11

Fun elements for pupils

Talking Activity Books

Comprehensive 4 skills exercises for consolidation

Listening

In my free time

Listen carefully. What do the children like to do? Circle the correct pictures.

Activity Book 5 p.2

Speaking

Paste the correct stickers. Say or record the sentences.

1 May I use the telephone, please? Yes, sure.

2 May I use the smartphone, please? Yes, sure.

3 May I use the camera, please? Yes, sure.

Activity Book 5 p.21

Reading

Look at the picture. Colour the correct words.

Activity Book 5 p.32

Writing

Write the missing words.

1 Dear Kelly, May I use the please? Bumpy

2 Dear Mummy, May I use the please? Tinky

Activity Book 5 p.23

Phonics

Listen carefully. Circle the picture(s) for the word(s) that begin(s) with the /a/ sound.

a

Task

Task Interview skills

My name is Pippo. I live in a house. I like to play with my friends.

My name is Tinky. I live in a house. I like to play with my friends.

Revision

Revision

Write the missing words.

1 Look at the picture. Write the missing words.

2 Write the missing words.

Phonics, Tasks and Revisions also provide activities in 4 skills for consolidation.



Magic Colouring AR for fun and further consolidation



Magic Colouring AR

Colour the picture. Trace the word.

Step 1— Turn to the page in Activity book

Step 2— Colour the picture with colour pencils

Step 3— Scan the coloured picture with tablet. Sing and dance along with Bumpy with the personalized colours!



My Mini Book for revision anytime and anywhere



Fun elements for pupils

eduMOTION— motion sensing games



eduMOTION is a series of motion sensing games for education. With a webcam-style motion sensor, it enables users to play language games by using body movements.



Song

Pupils can sing, dance and beat the blocks with the music, images and movements are shown in the screen.



Game



eduMOTION can train pupils':

- Memory
- Cognitive thinking
- Concentration
- Collaboration
- Emotion control
- Reaction
- Body balancing
- Physical coordination
- Motor skills

Birthday Party

Grasp the correct present with the picture that matches the word.



Happy Football

Kick the ball with the word that matches the picture.





Fun elements for pupils

eduMOTION— motion sensing games

A smart technology enhances learning and enjoyment for young children!



Different levels for learners' diversity

Birthday Party

Easy
Medium
Hard

Happy Football

Easy
Medium
Hard

Match the English curriculum from K1-K3



cheese

Cover all alphabets, words, extra words, phonics and sentence structures.



Result shown after playing

Result

✓	Where are you? I am in <u>dining room</u> .	✗
✗	What do you like to do? I like to <u>dance</u> .	✓
✓	Juice	✗
✗	May I use <u>the television</u> , please? Yes, sure.	✓
✓	Big	✗

Revision for consolidation

Revision

2

Where are you? I am in the dining room.



Fun elements for pupils

Easy Pen Make English learning come alive!



Provides accurate native pronunciation

Large storage size for various series

With voice recording and playback functions

Charges with USB cable



Talking Pupil's Books

Explore interesting sound effects on each page.



music from a mobile soffee

Book 1 pp.22-23



Book 2 pp.26-27

notes from a xylophone



Book 1 pp.20-21

Birthday song



Talking Activity Books

Listen to the rubrics, sentences and words on each page.



Book 1 pp.24-25





Useful resources for teachers

Teacher's Guides Rich resources and clear procedures for lesson planning



Overview

1 Meeting friends Theme: School

Overview

Learning Outcomes
Children will be able to:

- Start an interaction by greeting someone politely;
- Introduce oneself and exchange greetings; and
- Recognise the letter 'g' and pronounce words beginning with the 'g' sound.

Unit 1: Meeting friends
Theme: School

Keywords
a boy, a girl, a teacher, a chair, a classroom, a table

Extra words
- Good morning
- Good afternoon

Phonics
g, /g/ - girl, goat

21st Century Skills
Communication and collaboration
- What would you say if you wanted to greet someone in the morning / afternoon? (Good morning / afternoon.)

Pupils' Book pages 4-7

Follow-up questions about 21st century skills

Activity Checklist

Activity	Objective	Resources
Warm-up Hello Hello! Hello Bumpy!	- greet each other - agree and introduce each other	- Bumpy puppet
Introducing the target language Story Time and Fun with Words Phonics Fun	- introduce the target language in the unit - introduce the /g/ sound	- Talking Big Book 3 - Easy Pen - DVD 3 - Talking Rhyme Flash Cards 3 - Easy Pen - DVD 3 - Phonics Worksheet - Phonics Worksheet for Unit 1
Let's Sing	- repeat the sentence structure 'I am ...' and 'I am a ...'	- Talking Song and Rhyme Poster 3 - Bumpy and Tinky puppets - Easy Pen
Let's Read	- repeat the key words in the unit	- Talking Big Book 3 - Bumpy puppet - Easy Pen
Good morning to you	- raise children's awareness of greeting others	- Talking Activity Book 2
I am ...	- consolidate what children have learnt in the unit	- Worksheet for Unit 1 - Talking Flash Cards 3 - Easy Pen
Activity Book and worksheets	- repeat the target language in the unit	- Worksheet for Unit 1 - Talking Flash Cards 3 - Easy Pen
Let's say the words	- repeat the key words in the unit	- three pieces of card with 'boy', 'girl' and 'teacher' written on them respectively
Sentence structures / Expressions Greeting with manners Let's greet the class	- repeat 'Good morning / afternoon.' - repeat 'I am ...'	- stickers - a few tags

Quick plan for native English teachers

Teaching Plan

Teaching Plan

Classroom Decoration
Materials
Talking Letter Cards 1-2

Steps
- Stick the Talking Letter Cards on the board in alphabetical order.
- Put objects related to this unit in the classroom to create a rich English language environment for the children.

Introducing the target language
Story time and fun with words

Let's Sing

Let's Read

Good morning!

Hello Bumpy!

Material
Bumpy puppet

Steps
- Introduce the character Bumpy to the children. Hold up the Bumpy puppet and say, 'Good morning / afternoon, children.'
- Encourage the children to say 'Good morning / afternoon, Bumpy.'
- Mime Bumpy's voice and say 'I am Bumpy.'
- Ask the children to get a shoulder partner and introduce themselves by saying 'Good morning / afternoon, I am (child's name).'

Integrate multi-sensory approach

Elevate the six key areas of learning

Teaching Plan

Book 3 Unit 1

Meeting Friends

Today is the first day of school. 'Good morning / afternoon, I am Miss Chen,' says the teacher. 'Hi! There are two new students. Bob says, 'I am Bob. I am a boy.' Ann says, 'I am Ann. I am a girl.' Then, the children introduce themselves. 'I am Kelly. I am a girl,' says Kelly. 'I am Mike. I am a boy,' says Mike. 'I am Bumpy,' says Bumpy. 'I am a ...' Is Bumpy a boy or a girl?

Phonics Fun

Materials
Talking Big Book 3, Easy Pen, DVD 3, Talking Puppets Book 3

Steps
- Say 'Good morning / afternoon, I am Miss / Mr / Mrs (your name). I am a teacher.'
- Point to yourself and repeat, 'I am a teacher.'
- Have the children repeat the word 'teacher' after you.
- Distinguish between a boy and a girl by pointing to different boys and girls in the class. Introduce 'a boy / girl' to the children by saying 'Child's name is a boy / girl.'
- Have the boys stand up. Ask a boy, 'Are you a boy?' Encourage him to say, 'Yes, I am a boy.'
- Have the girls stand up. Ask a girl, 'Are you a girl?' Encourage her to say, 'Yes, I am a girl.'
- Have the children repeat the word 'girl' after you.

Phonics activities

Singing activities

Guided questions with suggested answers

Thorough story texts with repetition

Phonics activities

Singing activities

Let's Sing

Materials
Talking Song and Rhyme Poster 3, Bumpy and Tinky puppets, Easy Pen, DVD 3

Steps
- Stick the Talking Song and Rhyme Poster 3 of the Meeting Friends song on the whiteboard.
- Show the Bumpy puppet and say the lyrics. Ask the boys to repeat the sentence, 'I am a boy.'
- Show the Tinky puppet and say the lyrics. Replace the blue words in the lyrics with 'Tinky' and 'girl'. Ask the girls to repeat the sentence, 'I am a girl.'
- Point the Easy Pen to the song icon to play the song for the class. Create some actions to go with the song.

Meeting Friends
Good morning! Good morning!
(Action wave your hand)
Welcome to school.
(Action clap your hands)
I am Bumpy, I am Bumpy.
(Action put your hand on your chest)
I am a boy.
(Action boy - put your hands on your hips, girl - curtsy)

Extra Activities

Extra Activities

Words
Let's say the words

Materials
Phonics Flash Cards 1, Easy Pen

Steps
- Hold the Easy Pen in the phonics zone using Flash Card 1 of 'boy'. Let the children hear the sound effect and see the meaning from the Flash Card. Ask the children to say 'boy' and the sound comes from a boy or a girl.
- Show the child or the Talking Flash Card 2. See the word 'a boy' while pointing your hand to your 'a'. Have the child or child repeat the word and do the action together.
- Repeat the above steps using the Talking Flash Card 3 with 'a girl' and 'a teacher' (action pointing to the teacher).

The boy's zone and the girl's zone

Materials
Three pieces of cardboard with 'boy', 'girl' and 'teacher' written on them respectively

Steps
- Designate a part of the classroom as the boy's zone and another part as the girl's zone. Put a sign 'boy' near the boy's zone and 'girl' near the girl's zone.
- In the children stand in a circle in the center of the classroom.
- Have the children go to the boy's zone and wave 'Good morning / afternoon, I am ...'.
- The children then go to the girl's zone and wave 'Good morning / afternoon, I am ...'.
- Repeat the above steps with the children in their groups to observe the game.
- Repeat the above steps with the children in their groups to observe the game.

Let's greet the class

Materials
a few tags

Steps
- Give the children 'I am ...' tags.
- Give a tag to a 2-3 children group.
- Children with the tag should stand up and wave 'Good morning / afternoon, I am ...'.
- The children then go to the girl's zone and wave 'Good morning / afternoon, I am ...'.
- Repeat the above steps with the children in their groups to observe the game.



Worksheets

Phonics Worksheet for Unit 1

Name: _____ Class: _____ Date: _____

Bring the girl home. Draw a line from her to the house with the 'g' sound.

Assessment Form

Assessment

Book 3 Unit 1: Meeting Friends (Theme: School)

Learning Focus: Meet a boy, a girl, a teacher. Greet morning / afternoon. Say to a classmate, 'I am a boy.'

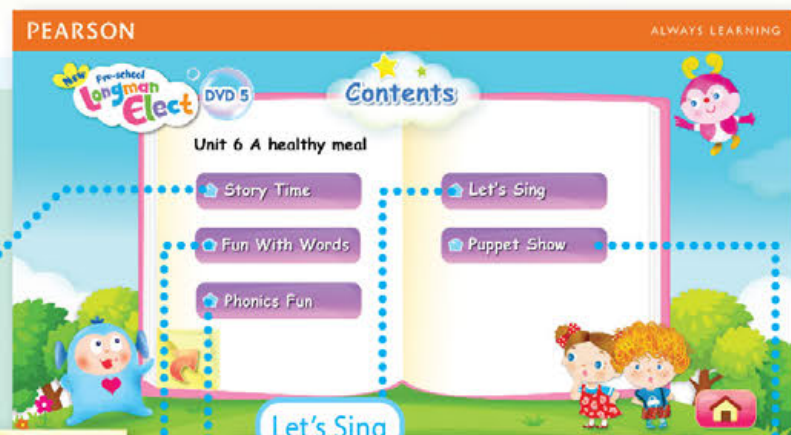
Key Skills	Assessment Items	Rating	Remarks
Listening	Can understand the speaker's message 'I am a boy / girl.'	★ ★ ★	
	Can identify the speaker 'a boy' and 'a teacher.'	★ ★ ★	
	Can understand the words 'boy', 'girl' and 'teacher'.	★ ★ ★	
Speaking	Can say 'Good morning / afternoon, I am ...'	★ ★ ★	
	Can say 'Good morning / afternoon, I am ...'	★ ★ ★	
	Can say 'I am a boy / girl' naturally.	★ ★ ★	
Reading	Can point to words with the sign 'boy' naturally.	★ ★ ★	
	Can sing the song 'Meeting Friends'.	★ ★ ★	
	Can recognise the words and understand what is the text.	★ ★ ★	
Writing	Can understand the words 'a boy', 'a girl' and 'a teacher'.	★ ★ ★	
	Can match words with pictures.	★ ★ ★	
	Can follow the instruction of 'put your hand to your chest'.	★ ★ ★	

★ = very good, ★★ = good, ★★★ = excellent

Useful resources for teachers

DVDs and CD-ROMs

DVDs



Story Time



Fun With Words



Phonics Fun



Let's Sing



Puppet Show



Children can apply and extend the key language items they have learnt in their daily lives.

CD-ROMs



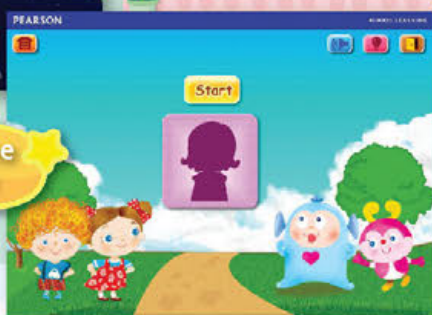
Rocket Builder



Spelling Fun



Catch the Shadow



Companion Website

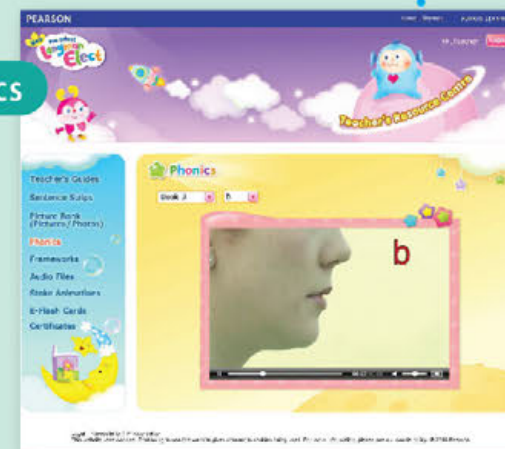
Sentence Strips



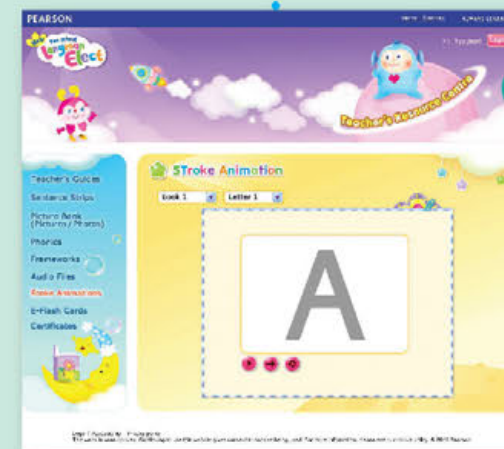
Picture Bank (Picture / Photos)



Phonics



Stroke Animations



Useful resources for teachers



Big Books

Talking Letter Cards



Alphabet stencils are ready for finger tracing.

Talking Song & Rhyme Posters



Talking Flash Cards



Sentence Strips



Professional training

Shared reading workshop



Workshop on reading strategies



Sharing on drama activities



Phonics workshop





A handy package for parents

Parents' Packs



Parents' Guides



Talking Picture Posters



English Assessment Test Papers



Cover words and test types from the Pearson Test of English and Cambridge English Test.

DVDs and CD-ROMs



Recording Stickers



Bridging to Primary 1 Booklet

